




Arrow of Light

-Transition to -

**SCOUTS BSA  
TROOP 12**



# Cub Scouts to Boy Scouts

Boy Scouts: High Adventure, Service Hours, Personal Growth, Leadership Roles



Pack

Den Numbers

Adult Led

Bobcat to AoL

Den Advancement

Pack Meeting Awards

Adventures | Loops

Camping, depends on Unit

Troop

Patrol Names

Boy Lead

Scout to Eagle

Self Paced Advancement

Meetings & Court of Honor

Rank & Merit Badges

weekend/mnth week/yr



# Cub Scouts to Boy Scouts (Parents to Leaders)

**Boy Scouts: High Adventure, Service Hours, Personal Growth, Leadership Roles**



- Adults run program at Pack and Den levels
  - Adult Committee meets each month to plan Pack events
  - Den leaders plan and run meetings
  - Adults see to rank requirements
  - Cub scouts advance mostly as a group
  - Adults track advancement
  - New Handbook with each rank
  - Adults ensure the program is successful
- Scouts run the program at troop and patrol levels
  - Patrol Leader Council (PLC) meet monthly month to plan meetings and outings
  - Patrol Leaders plan and run patrol meetings
  - Individual Scouts see to their advancement
  - Scouts advance at their own pace
  - Each Scout tracks their own advancement
  - One Handbook for duration of scouting
  - Adults allow Scouts to succeed or fail

# TROOP 12 - WELCOME

40

12

Founded in 1981 and chartered by the St. Michaels' Men's Club.

- Annual Dues (December or when joining)
  - \$135 (\$147 if you would like Scout Life subscription)
    - **\$77 to BSA**
      - **Registration and Insurance**
    - **\$58 to Troop 12**
      - **All advancement, Merit Badges, Class B Shirt, Equipment, Storage, Etc.**
- Location
  - Eaglecrest HS during the school year
  - Nearby, park, open space or neighborhood clubhouse during the summer
- Time
  - 7:00pm – 8:30
  - Can change due to activity certainly in the summer

# TROOP 12 – Youth Application

40


12

## BSA Online Application Portal

**WELCOME TO SCOUTING**


Select your application type below to apply for membership in or to volunteer for Scouting. You will be notified when your application has been processed by the unit or council.

Are you registering yourself or your child?:



**Youth**  
Age 10 - 17 years old

Start



**Adult**  
Volunteers

Start



[bit.ly/T12BSAAPP](https://bit.ly/T12BSAAPP)

If new to scouting registration fee can be paid online and balance to Troop 12.

# TROOP 12 – Youth Application

40

12

Printout a copy of the Application, fill out and return



If applicant has unexpired membership certificate, registration may be accomplished at no charge by transferring the registration or multiple registering.

- ☐ Transfer application  
☐ Multiple application

Enter membership number  
from unexpired certificate:

Council No.:

Unit  
type:

- ☐ Pack ☐ Troop  
☐ Crew ☐ Ship

Unit No. or district name:

Check No. \_\_\_\_\_

☐ Credit card

<http://bit.ly/3IAGQMC>



# TROOP 12 – Meetings

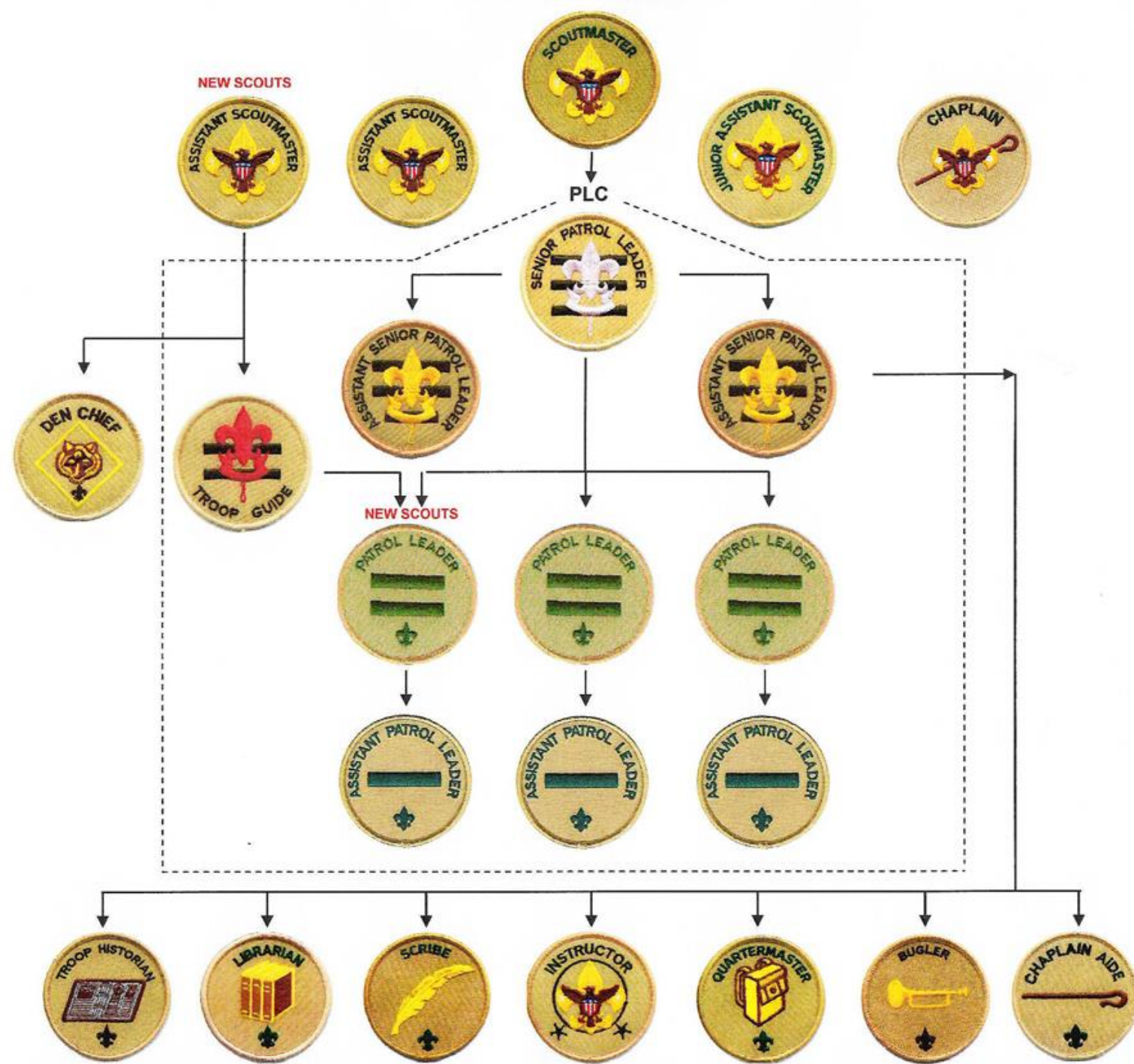
- Weekly Meetings
  - 1 – Patrol Night
  - 2 – Advancement
  - 3 – Physical Training Night
  - 4 – Merit Badge Monday



# TROOP 12 – ALPHA PATROL

- Something very unique about Troop 12. A dedicated new scout training program.
- “ALPHA” Patrol Leaders – Asst Scoutmaster **John Flanagan**
  - Alpha Patrol Advancement - guide to Tenderfoot
  - Expectations of scouts and Troop 12
  - Alpha Patrol activities versus other troop activities
- Assistant Scoutmaster - John Flanagan [Jaflanagan@msn.com](mailto:Jaflanagan@msn.com)
- Troop Guide – Tristan DeLong-Becker





# TROOP 12 – Adult Leadership

- Scoutmaster
  - Chris Donovan
  - [chris@donovanweb.org](mailto:chris@donovanweb.org)
- Assistant Scoutmasters
  - Carter Dunham
  - John Flanagan
  - Brent Johnston
  - Troy Kashon
  - Matt Passannante
  - Jordan Sheremeta




# TROOP 12 – Camping



- Summer Camp
  - In District\*
  - In State
  - Out of State
- Camp or outing every month
  - State Park
  - Peaceful Valley / Tahosa
- Summer Camp 2023
  - Peaceful Valley - from June 11th -17th; McNeil Scout Ranch near Elbert CO
  - \$450 – Standard Summer Camp

# TROOP 12 – UNIFORM & STUFF

- Uniform – what to purchase at scout shop.
  - Scout Handbook and cover
  - Scout shirt - New or “Experienced”
  - Green Epaulets
  - Neckerchief slide



# TROOP 12 – UNIFORM & STUFF


- Uniform – what to purchase at scout shop...down the road.
  - Handbook Cover
  - Merit Badge Sash





# TROOP 12 – UNIFORM & STUFF

- Uniform – Where does that go!?
  - Handbook Cover
  - Merit Badge Sash
  - Badge Magic
  - Velcro! (The Gooses Cache)



# TROOP 12 – SCOUT MEETING BAG





# What Is Scouts BSA



**Prepared. For Life.®**

- Ideals
- Patrol Method
- Outdoor Programs
- Advancement
- Association With Adults
- Personal Growth
- Leadership Development
- Uniform

# Ideals of Scouting

- **Scout Oath (or Promise)**

- On my honor  
I will do my best to do my duty  
to God and my country and  
to obey the Scout Law;  
to help other people at all times;  
to keep myself physically strong,  
mentally awake, and  
morally straight.

- **Scout Motto**

- Be Prepared

- **Scout Slogan**

- Do a good turn daily

- **Scout Law**

- Trustworthy
- Loyal
- Helpful
- Friendly
- Courteous
- Kind
- Obedient
- Cheerful
- Thrifty
- Brave
- Clean
- Reverent

- **Outdoor Code**

- As an American,  
I will do my best to –  
Be clean in my outdoor manners.  
Be careful with fire.  
Be considerate in the outdoors.  
Be conservation minded.



# The Patrol Method



“The patrol system is not one method in which Scouting can be carried on. It is the only method.”

—Lord Baden-Powell, Scouting’s founder

As a member of a patrol, youth are afforded opportunities that are hard to find anywhere else. Unlike a sports team, a Scout patrol carries out a wide range of tasks that require pooling resources and working together to function successfully in all kinds of circumstances.

For most young people, being in a Scout patrol will be the first time they have to rely upon themselves and other young people to follow an array of necessary steps to satisfy objectives that requires a wide range of life skills.

# Outdoor Programs

Scouting is designed to take place outdoors. We camp. We hike. We get dirty. We get up close and personal with bugs and spiders. There's no way around it. Our program is largely built around outdoor activities. So, we should expect to have more laundry after a campout and to hear some interesting stories about wild things.

- Local councils operate and maintain Scout camps
  - Peaceful Valley Scout Ranch
  - Tahosa High Adventure Base
- The National Council operates 3 high-adventure areas:
  - **Philmont Scout Ranch** in New Mexico
  - **Sea Base** in the Florida Keys
  - **Northern Tier** in Minnesota
- National Scout jamboree
  - Every four years
  - World Scout jamboree (also held at four-year intervals).

# Advancement

Scouting has a system of ranks in which Scouts learn progressively more difficult skills and take on progressively greater responsibilities.

The highest of these ranks is Eagle Scout. Becoming an Eagle Scout is an important achievement that your child can be proud of throughout life. But turning out Eagle Scouts is not what the Scouting program is all about.

Advancement is probably the most visible of the Scouting methods, and the easiest to understand, but it is only one of eight methods. We encourage advancement, but we never force it—advancement is the Scout's choice, and they set their own pace. We don't do "lock-step" advancement. **And many great Scouts never became Eagle Scouts.**



## As the Scout Advances Through Ranks

Required & Elective Merit Badges

Minimum time between ranks

Service hours

Leadership Positions

# Association With Adults

Association with adults is one of the methods used in both Scouts BSA and Venturing. While these programs are youth-led, there are still adults present to mentor and help the youth leaders.

Every month, our troop PLC presents its plan for upcoming meetings and activities to the troop committee. One thing which is always asked after the presentation is “What do you need from the adults?” That way they know that while we are following their lead, the adults are willing to work with them to help them carry out the ideas they have presented. We want the youth leadership to lead, but we don’t want them to be overwhelmed.

How does the Scouts BSA program provide the opportunity for adult association:

- By having Scoutmaster and Assistant Scoutmasters to serve as mentors to the youth leadership
- Through the Scoutmaster Conference
- Through Boards of Review
- Through merit badge counselors



# Personal Growth

As Scouts plan their activities and progress toward their goals, they experience personal growth.

The Good Turn concept is a major part of the personal growth method of Scouting. Young people grow as they participate in community service projects and do Good Turns for others. Probably no device is so successful in developing a basis for personal growth as the daily Good Turn.

The religious emblems program also is a large part of the personal growth method.

Frequent conferences with their Scoutmaster help each Scout to determine their growth toward Scouting's aims.





# Leadership Development



The Scouting program encourages youth to learn and practice leadership skills. Every Scout can lead in some way, whether as part of a team, or as the leader of the patrol or as the senior patrol leader of the troop. Leadership development is an important component of the youth-led troop.

**Introduction to Leadership Skills for Troops (ILST)**

**Welcome to Den Chief Training!**

**National Youth Leadership Training (NYLT)**

**National Advanced Youth Leadership Experience (NAYLE)**

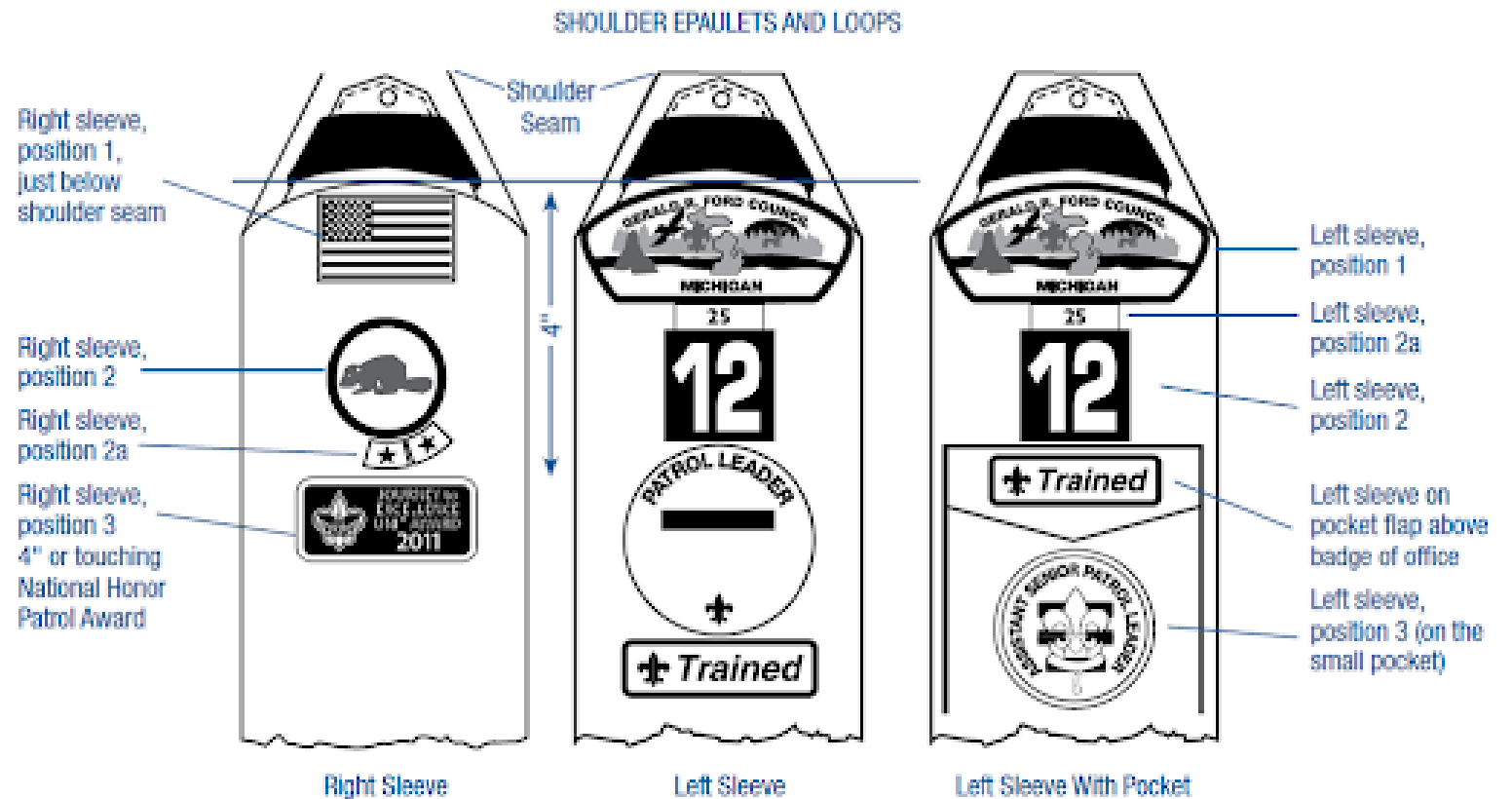
**NYLT Leadership Academy**

**Powder Horn**

# Uniform

Like most sports teams, Scouts wear a uniform. Like most sports teams, we expect our Scouts to wear the uniform when they are doing Scouting, and to wear it properly. It is a symbol of who we are and what we do.

## BOY SCOUT INSIGNIA





# TROOP 12 – STOP!



# TROOP 12 – ROUND 2!



# New Parent's Agenda – Alpha Patrol Parents

- Welcome to Troop 12 (2 of 3)
  - Advancement
    - Rank
    - Merit Badge
  - ScoutBook.com

# Monday, ...Date

- SPRING BREAK
  - Alpha Patrol WILL be meeting
  - Field Day - Knife and wood tool introduction and First Aid
    - Not at school, likely a near by park depending on weather
- Website password = Eagle12


# TROOP 12 – ADVACEMENT - RANK

- Advancement Coordinators
  - **Mike Welch** – [milehighwelch@gmail.com](mailto:milehighwelch@gmail.com)
- Rank Advancements (at BSA event)
  - Scout Handbook / Scoutbook.com
  - Scoutmaster Conference (Page 418)
  - Board of Review (Page 416 #3)
  - Advancement Coordinator



# TROOP 12 – ADVACEMENT - RANK

You Learn - You are tested - You are reviewed - You are recognized



- Advancement: Scouting Basics (page 10 - 29)

- |                           |                               |
|---------------------------|-------------------------------|
| 1. Character & Leadership | 8. Hiking                     |
| 2. Citizenship            | 9. Camping                    |
| 3. Fitness                | 10. Cooking                   |
| 4. First Aid              | 11. Navigation                |
| 5. Aquatics               | 12. Tools                     |
| 6. Nature                 | 13. Personal Safety Awareness |
| 7. Outdoor Ethics         | 14. Awards & Advancement      |

# SCOUT

## Rank Requirements



All requirements for the Scout rank must be completed as a member of a troop or as a Lone Scout. If you have already completed these requirements as part of the Webelos Scouting Adventure, simply demonstrate your knowledge or skills to your Scoutmaster or other designated leader after joining the troop.

- 1a. Repeat from memory the Scout Oath, Scout Law, Scout motto and Scout slogan. In your own words, explain their meaning.
- 1b. Explain what Scout spirit is. Describe some ways you have shown Scout spirit by practicing the Scout Oath, Scout Law, Scout motto, and Scout slogan.
- 1c. Demonstrate the Scout sign, salute, and handshake. Explain when they should be used.
- 1d. Describe the First Class Scout badge and tell what each part stands for. Explain the significance of the First Class Scout badge.

# LIFE

## Rank Requirements



1. Be active in your troop for at least six months as a Star Scout.
2. As a Star Scout, demonstrate Scout spirit by living the Scout Oath and Scout Law. Tell how you have done your duty to God and how you have lived the Scout Oath and Scout Law in your everyday life.
3. Earn five more merit badges (so that you have 11 in all), including any three additional badges from the required list for Eagle. You may choose any of the 17 merit badges on the required list for Eagle to fulfill this requirement. See Eagle rank requirement 3 for this list.

**Name of Merit Badge**

**Date Earned**

(Eagle-required) \_\_\_\_\_

(Eagle-required) \_\_\_\_\_

(Eagle-required) \_\_\_\_\_

\_\_\_\_\_  
\_\_\_\_\_

4. While a Star Scout, participate in six hours of service through one or more service projects approved by your Scoutmaster. At least three hours of this service must be conservation-related.
5. While a Star Scout, serve actively in your troop for six months in one or more of the following troop positions of responsibility (or carry out a Scoutmaster-approved leadership project to help the troop).



# SCOUT RANK REQUIREMENTS



All requirements for the Scout rank must be completed as a member of a troop. If you have already completed these requirements as part of the Webelos Scouting Adventure, simply demonstrate your knowledge or skills to your Scoutmaster or other designated leader after joining the troop.

✓		LEADER INITIAL DATE
	a.	Repeat from memory the Scout Oath, Scout Law, Scout motto, and Scout slogan. In your own words, explain their meaning. (See pages 11-18.)
	1b.	Explain what Scout spirit is. Describe some ways you have shown Scout spirit by practicing the Scout Oath, Scout Law, Scout motto, and Scout slogan. (See page 15.)
	1c.	Demonstrate the Scout sign, salute, and handshake. Explain when they should be used. (See pages 18-19.)
	1d.	Describe the First Class Scout badge and tell what each part stands for. Explain the significance of the First Class Scout badge. (See pages 19-20.)
	1e.	Repeat from memory the Outdoor Code. In your own words, explain what the Outdoor Code means to you. (See pages 223-224.)
	1f.	Repeat from memory the Pledge of Allegiance. In your own words, explain its meaning. (See page 60.)

### SCOUT SPIRIT

- 11.** Demonstrate Scout spirit by living the Scout Oath and Scout Law. Tell how you have done your duty to God and how you have lived four different points of the Scout Law (different from those points used for previous ranks) in your everyday life. *(See pages 11-16 and 23.)*
- \_\_\_\_\_

- 12.** While working toward the First Class rank, and after completing Second Class requirement 11, participate in a Scoutmaster conference.  
*(See page 416.)*

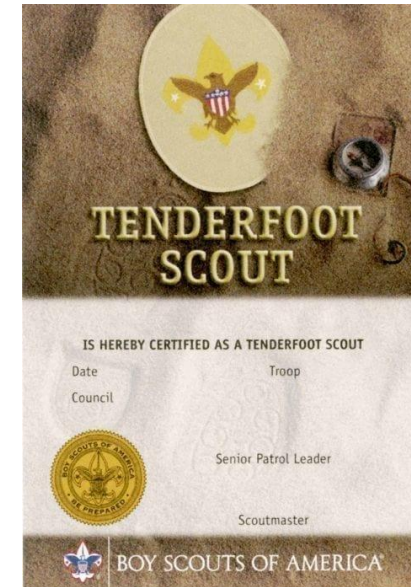
- 13.** Successfully complete your board of review for the First Class rank.  
*(See page 414.)*

# TROOP 12 - ADVACEMENT



- Immediate recognition at meeting\*

- Proof, confirmation at next Court of Honor





# TROOP 12 – ADVACEMENT - MERIT BADGE

- Advancement Coordinators
  - **Mike Welch** – [milehighwelch@gmail.com](mailto:milehighwelch@gmail.com)
- Merit Badge (w/ MBC approval), (Page 418)
  - Scoutmaster, Assistant Scoutmaster
  - Blue Card (Advancement Coordinator)
  - Merit Badge Counselor
  - Advancement Coordinator



## Top 4 merit badges earned most often

First Aid, Swimming, Camping, Citizenship/World

Fingerprinting, Rifle Shooting, Archery, Leatherwork

[2019 merit  
badge  
rankings](#)



# TOP 10 NON-EAGLE REQUIRED

Rank	Merit Badge	2019 earned
1	Fingerprinting	36,510
2	Rifle Shooting	34,049
3	Archery	31,934
4	Leatherwork	31,397
5	Wood Carving	28,599
6	Kayaking	28,093
7	Chess	25,999
8	Wilderness Survival	25,863
9	Fishing	23,589
10	Art	23,074

# BOTTOM 10 NON-EAGLE REQUIRED

Rank	Merit Badge	2019 earned
128	American Business	1,468
129	Gardening	1,440
130	Landscape Architecture	1,395
131	Composite Materials	1,383
132	Drafting	1,364
133	American Labor	1,298
134	Journalism	1,283
135	Surveying	987
136	Stamp Collecting	919
137	Bugling	453

# TROOP 12 – MERIT BADGE PROCESS

- The Scout develops an interest in a merit badge and may begin working on the requirements.
  - Investigate, once *committed* find a MBC
- The Scout discusses his interest in the merit badge with his unit leader.
  - Scoutmaster, Assistant Scoutmaster or Advancement Coordinator
- The unit leader signs a blue card and provides the Scout with at least one counselor contact.
  - Depending on MB this might take a little bit of time
- The Scout contacts the counselor.
  - If external to Troop 12 an Adult Leader will make an introduction. Remember Cyber Chip and YPT rules



# TROOP 12 – MERIT BADGE PROCESS

- The counselor considers any work toward requirements completed prior to the initial discussion with the unit leader.
- The Scout, his buddy and the counselor meet (often several times).
- The Scout finishes the requirements.
- The counselor approves completion.

# TROOP 12 – MERIT BADGE PROCESS

- The Scout returns the signed blue card to his unit leader, who signs the applicant record section of the blue card.
- The unit leader gives the Scout the applicant record.
- The unit reports the merit badge to the council.
- The Scout receives his merit badge.
  - Similar to Rank, the badge will be presented ASAP and the Card at CoH

- **Merit Badge Counselor Application** - <http://bit.ly/T12MBCA>

Troop12 Merit Badge Counselor App

### Information for Applicant

- A merit badge application can be approved only by a registered merit badge counselor.
- You **must** have a buddy with you (Scout buddy system) at each meeting with the merit badge counselor.
- Turn in your approved application to your unit leader. You will be awarded the merit badge emblem and certificate at a suitable occasion.

### Information for Counselor

- Merit badge applications **must** be signed in advance by the applicant's unit leader.
- The Scout **must** have his buddy (Scout buddy system) in attendance at all instructional sessions.
- You may not change any requirement, but you may share your knowledge or experience that will make the counseling more interesting and valuable.

34124



Requirement No. and letter	Date of approval	Counselor Initial	Requirement No. and letter	Date of approval	Counselor Initial
1	12/31/12	SB			
2	12/31/12	SB			
2A	12/31/12	SB			
3	12/31/12	SB			
4	12/31/12	SB			
5	12/31/12	SB			
6	12/31/12	SB			
7	12/31/12	SB			
8	12/31/12	SB			

### APPLICATION FOR MERIT BADGE

Name **Bob Katt**  
 Address **123 Aspen Lane**  
 City **Beaver Creek, MN 54321**

is a registered  
☒ Boy Scout ☐ Varsity Scout ☐ Venturer  
 of **Troop** No. **3042**  
Troop, team, crew, ship

District **Metro Lakes**  
 Council **Northern Star**

and is qualified to begin working for merit badge noted on the reverse side.

12/12/12  
 Date

Scoutmaster Buckey  
 Signature of unit leader



BOY SCOUTS OF AMERICA.

34124

Front of Blue Card



The applicant has personally appeared before me and demonstrated to my satisfaction that he has met all requirements for the (please print)

**Scouting Heritage**

Merit badge

**Scoutmaster Bucky**

Name of counselor

**5724 Aldrich Avenue South**

Address of counselor

**Minneapolis, MN 55419**

City

Zip code

**612 - 483 - 0665**

Telephone number of counselor

*Scoutmaster Bucky* 12 / 31 / 12

Signature of counselor

Date

Checked and recorded:

Date \_\_\_\_\_ Initials \_\_\_\_\_

Certificate and badge presented \_\_\_\_\_ Date \_\_\_\_\_

Applicant will turn in this portion to his unit leader for record posting.

#### APPLICANT'S RECORD

Name **Bob Katt**

has given me his completed application for the

**Scouting Heritage**

Merit badge

Completed on 12 / 31 / 12 try \_\_\_\_\_  
Date

*Scoutmaster Bucky*

Signature of counselor

**M.R. Eagle**

Signature of unit leader

NOTE TO BOY SCOUT, VARSITY SCOUT, OR VENTURER: Retain this copy for your permanent records.

#### COUNSELOR'S RECORD

Applicant **Bob Katt**

☒ Troop

☐ Team

☐ Crew

Unit number **3042**

**Scouting Heritage**

Merit badge

Date completed 12 / 31 / 12

Remarks: *Very impressed with this Scout's preparation. Well organized! Scout had impressive patch collection*

It is suggested that the counselor keep this record in case any question is raised later in regard to this award.

Back of Blue Card

# TROOP 12 – SCOUTBOOK.COM

- **Scoutbook Tutorial for Parents - <http://bit.ly/T12SBNP>**

Troop12 ScoutBook New Parents





DEN:  
Webelos Den Flying Eagle

CURRENT RANK:  
Arrow of Light

ADVENTURES:  
14



PARENTS / GUARDIANS:  
 Kristin Welch

Mike Welch

### Advancement



### Awards





CURRENT RANK:

No Rank

NEXT RANK:

0%

MERIT BADGES:

0



12



PARENTS / GUARDIANS:



Kristin Welch 



Mike Welch 

### Advancement



### Awards

*No awards have been recorded*

# TROOP 12 – SCOUTBOOK

- Tutorial for Parents



[bit.ly/T12SBNP](https://bit.ly/T12SBNP)

# TROOP 12 – STOP!





# TROOP 12 – ROUND 3!





# TROOP 12 - COMMITTEE

- Committee Members:

- JK DeLong-Becker
- Dave Guy
- Amy Higuchi
- Melinda Luers
- Bill Mack\*
- Kevin Payne
- Mark Schutte
- Patricia Stephens
- Mike Welch

The troop committee is a **cross between a board of directors and a parent support group**. It sets troop policies and handles administrative functions, allowing the Scoutmaster and assistant Scoutmasters to focus on working directly with the Scouts.

# TROOP 12 - COMMITTEE

- Committee Chair- **Amy Higuchi** / Troop Administrator- **Melinda Luers**
- Communication - keeping everyone informed
  - Parent involvement - EVERY parent should be involved in some way
    - You get out of Scouting, what you put into it (Parents Included)
    - Take advantage of this time to spend with your Scout.
    - Involved parents lead to committed scouts – Every Eagle Scout had involved parents
- Committee Meeting schedule and agenda
  - District Roundtable first Thursday of each month
  - PLC the first Sunday afternoon of each month
  - Committee the following Monday of each month

# TROOP 12 - Scoutmaster

- Scoutmaster – **Chris Donovan**
- The Scoutmaster is the adult responsible for working directly with the Scouts providing direction, coaching, and support.
- The Scoutmaster has three basic roles:
  1. providing the junior leaders with the tools and skills so they can run the troop
  2. making sure the rules of the BSA and chartered partner are followed
  3. being a good mentor and positive role model

# TROOP 12 - TREASURER

- Treasurer - **Mark Schutte**
  - Your Scout's Account
  - Scout statements emailed the first week of each month
  - Payments are accepted by check payable to Troop 12
    - Payments can be made at troop meeting or mailed
  - If your bank supports it you can also make payment via Zelle
    - Connect in the app to cotroop12@gmail.com
  - You can pay in advance –
    - most camping events are approximately \$35 each
    - most summer camps are \$250 - \$400
  - You can transfer funds you had left over from Cub Scouts in most cases



# TROOP 12 – OUTDOOR ACTIVITIES

- Outdoor Activities Chair - **Jordan Scheremeta** and **many Others**
- Camping General Info
  - Parent Drivers - collecting driver info from volunteer drivers to anything
  - Medical form requirements
    - Regular camp-outs
    - Summer Camp
      - Cost Estimate between \$275 - \$400
      - Summer camp payment schedule- April 1<sup>st</sup> \$100, May 1<sup>st</sup> \$150, June 1<sup>st</sup> \$150 get from Kevin
  - Be prepared - What to buy to get started in Boy Scouts – good equipment is worth it.
    - 10 essentials

# TROOP 12 – OUTDOOR ACTIVITIES

- Good Sleeping bag, rated 20 degrees
- Good day pack – what goes in the DAY pack and why
- Good backpack or duffle bag for the rest of the gear
- Good hiking shoes, hat, long johns, ski pants, coat, gloves, raincoat and pants, socks based on where the Troop is going
- Mess kit with utensils, water bottle (no camelbacks), sunscreen, medication
- <https://boyslife.org/outdoors/outdoorarticles/6976/scout-outdoor-essentials-checklist/>

# TEN ESSENTIALS

## Contingency & First Aid Kit 1

"Contingencies" (someone forgot a flashlight, wet weather makes fire building difficult, etc.) are more common than emergencies. A first-aid kit supplemented with a spare flashlight, spare whistle, trail food, matches, and fire starters is your 'air bag' – essential but you hope, (like the air bag in your car), you'll never need it.



First Aid Kit Bag  
+  
Spare Whistle  
+  
Spare Flashlight  
+  
Trail Food  
+  
Matches and Fire Starters

## Flashlight 2

A sturdy headlamp is better than a hand-held flashlight. LED lights (one with a brightness of 35 lumens is more than adequate) use less power and batteries last longer.



## Trail Food 3

Carry a few granola bars, protein bars, trail mix, or other compact, high-energy, high nutrition food (avoid sugar-based snacks). Carry a couple of additional nutrition bars in the Contingency & First Aid Kit.



## Matches & Fire Starters 4

There are any number of fire starter alternatives; many can be made at home. If you need to get a fire going in difficult circumstances, you want a proved fire starter and matches in a waterproof container.



## Sun Protection 5

In direct sun in hot weather sunburn and some level of heat exhaustion are common. Staying hydrated, using sunscreen and wearing a broad-brimmed hat are important.



## Whistle 6

If you become lost or separated stay put and use a whistle. Signal by blowing three blasts (a well-known emergency signal).



## Rain Gear 7

Staying warm is crucial, and it's hard to stay warm if you are wet.

Rain pants and a rain jacket are essential. Ponchos restrict movement and don't trap warmth near your body.



## Water 8

An adequately sized (32 ounces), wide-mouthed rugged water bottle. In dry or hot climates carry two. Include some simple way to purify water, tablets or other chemical treatments don't take up much space.



## Map & Compass 9


A simple base-plate compass is best.

Buy a reliable brand rather than a cheap knock-off, it's worth spending a bit more for an accurate compass.



## Pocket Knife 10

A sturdy, well-made simple combination knife is ideal for camping.



# TROOP 12 – HEALTH FORMS

## [BSA Medical Form Parts A, B & C](#)

- A & B < 72 hours (weekend camping)
- A, B & C > 72 hours (summer camp)
  - C – Physical Exam

\*Summer Camps usually have additional forms and those needs will be communicated as we get more information

[Colorado Addendum: Immunizations](#)

[Colorado Addendum: Additional Information](#)

[Colorado Addendum: Contract to Carry](#)

[Special Diet Request Form](#)



# TROOP 12 - TRAINING

- Adults
  - All Volunteers – MUST be trained, no exceptions
  - Youth Protection Training – online and can transfer from Cub Scouts – update every 2 years
  - Other training requirements - position specific
- Scouts
  - Junior Leadership Orientation Weekend (JLOW)
  - Introduction to Leadership Skills for Troops (ILST)
  - Den Chief Training is once a year typically in October– 1st Class Scout on up
- Advanced Scouts
  - National Youth Leadership Training (NYLT)
  - National Advanced Youth Leadership Training (NAYLE)
  - Powder Horn

# TROOP 12 - FUNDRAISING

- Fundraising -
  - Always looking for opportunities for Scouts to earn their way
  - P-word, Butter Braids, King Soopers, **Aerating**, Camp Cards

# TROOP 12 – DOCUMENTS

- We are working to update our Policies and Procedures documentation Troop wide
- As soon as they have been completed and approved by the Committee a copy will be sent out requiring all Scouts and parents to acknowledge they have read them

# TROOP 12 – LEADERSHIP NEEDS

- We always need more help and want you to stay involved
- Assistant Scoutmaster
- Committee Member
- Committee positions available
  - Open Positions <https://www.cotroop12.org/adult-leadership>
  - Merit Badge Counselors <https://www.cotroop12.org/meritbadge>

# TROOP 12 – DONE!..but wait there's more





# The Rank of Eagle Scout

- The highest advancement rank in Scouting (plus palms).
- Eagle Scout has always carried with it a special significance, not only in Scouting but also in higher education, business or industry, and community service.
- The award is a performance-based achievement whose standards have been well-maintained over the years.
- Only two to four percent of Boy Scouts achieve this rank. More than 1 million Boy Scouts who have earned the rank since 1911.
- The goals of Scouting—citizenship training, character development, and personal fitness—remain important for all Scouts, whether or not they attain the Eagle Scout rank.



# Scouts Good Turns 1 of 3

- **1912-The first Boy Scout Good Turn** promoted a "Safe and Sane Fourth of July."
- **1917-The day after war was declared** on Germany, under the slogan "**Every Scout to Feed a Soldier,**" BSA members established **12,000 Scout farms** were.
- The BSA's **most significant service during WWI was the sale of Liberty Loan bonds** to help finance the war effort. Five bond drives were held, and, in each case, Scouts were called upon to follow up the regular canvas by adult volunteer salesmen. They sold a total of **2,238,308 bonds worth either \$147,876,902 or \$355,000,000**, depending on the information source. Scouts also sold war savings stamps to a value of either \$3 million or \$53 million, again depending on the source.
- During WWI Boy Scouts collected peach pits and nut hulls which were burned to make **charcoal for gas mask filters. More than 100 train carloads were gathered.**
- Another WWI Good Turn involved a national census of standing **black walnut trees**. Its wood was prized for gunstocks and airplane propellers. The BSA located **21 million board feet, or enough to fill 5,200 railroad cars.**
- 1934-President Roosevelt called on Boy Scouts to collect household furnishings, clothing, and other items to **help the needy during the Depression**. More than 1.8 million articles were collected.
- **During WWII the BSA responded to 69 requests** for help from the government. These requests included:
  - 1941-Scouts distributed 1.6 million defense bonds and stamp posters; **began the collection of aluminum and waste paper**; conducted defense housing surveys; planted victory gardens; distributed air-raid posters; cooperated with the American Red Cross; and, by agreement with the Office of Civil Defense Mobilization, formed an Emergency Service Corps composed of older Scouts who served in three capacities: messengers, emergency medical unit assistants, and fire watchers.

# Scouts Good Turns 2 of 3

- WWII continued:
  - 1942-Scout projects included: delivery of millions of war-bond pledge cards-it was estimated they were indirectly responsible for sales of **\$1.8 million worth of bonds and stamps**; collection of a vast amount of rubber, primarily old tires, estimated at either 5,898 tons or 30 million pounds; and continuation of scrap and paper drives. During the first drive, Scouts collected **5,000 tons of aluminum**; other sources added another 17,400 tons of tin cans and 20,800 tons of scrap metals.
  - 1944-Boy Scouts were sent to collect **milkweed floss** as a substitute for the kapok **used in life jackets**-total collection was **750 tons**.
  - 1944-An estimated **184,000 victory gardens** were planted by Scouts.
  - 1944-An estimated **126,000 Boy Scouts helped farmers with their harvests**.
  - The **largest single war-effort project** conducted by the BSA was the 1945 General Dwight D. Eisenhower Waste Paper Campaign. More than **700,000 Boy Scouts and Cub Scouts gathered 318,000 tons of paper**; this brought the total paper collected during WWII to more than 590,000 tons.
  - Scouts collected **10 million used books for military personnel**.
  - Scouts collected **7,000 tons of used clothing that was distributed to refugees** in Europe and China.

# Scouts Good Turns 3 of 3

- **1950-51-Two million pounds of clothing for overseas relief** was collected at the request of the American Council of Voluntary Agencies for Foreign Service and the United Nations.
- 1952-More than 1 million boys went house-to-house and placed 30 million Liberty Bell doorknob hangers and a million posters (in businesses) to remind citizens to vote in the presidential election. Scouts also cooperated nationally in securing blood donor pledges, collected clothing for worthy causes, distributed seeds for Asia, and aided in conservation projects and civil defense.
- 1954-A National Conservation Good Turn involved the distribution of 3.6 million copies of a conservation poster. In parks, rural areas, and wilderness areas, **Scouts planted 6.2 million trees**; built and **placed 55,000 bird-nesting boxes**; and arranged 41,000 conservation displays.
- 1970-Project SOAR (Save Our American Resources) was initiated as an ongoing BSA project. It's estimated that during the year, 60,000 BSA units took part in SOAR-related conservation projects.
- 1980-Scouts distributed fliers urging support of the national census.
- 1986-An estimated **600,000 youth members** distributed **14 million brochures** to families informing them of **the need for donated human organs** and tissue and urging them to make a commitment to donate. Millions of other homes were reached through publicity and other promotional efforts.
- **1988-The first Scouting for Food collection was completed. One million Scouts collected an estimated 65 million cans of nonperishable food.**
- **1989-1991-The continuing Scouting for Food collection resulted in a combined total of an additional 209 million cans of food for people in need.**

# Scouting Statistics

- 80% of boys joining scouts do so because of the boy's parents.
- 80% of the scouts that quit scouts do so because of the boys.
- Average of 2 to 4 percent attain the rank of Eagle. Hundreds of friends, fellow scouters who have heard you are an Eagle Scout or they see the Red, White & Blue knot, then say: I was in scouts, but I never made it to Eagle, I wish I would have stayed in.